

Episode 16 Wednesday December 21, 2022, 3PM EST

## Why Do You Rob Banks? Because That's Where the Money Is.

Episode  
16-1

Why is the NWCA Multi-Division National Dual Meet Championships so important? Because that's where the teams are. The MatStats Posse explains why this dual meet tournament is so important. This is even though the fan favorite NCAA Men's D1 teams are not involved. MatStats contends the Multi-Division Nationals are a result of the recent explosive growth of the World's Oldest & Greatest sport. It is fitting that the NWCA is the sponsor of this event, since the NWCA is a huge reason for the growth of wrestling.

## I Feel Like A Number

Episode  
16-2

To the fans I'm just a drone  
To my wireless service I'm just another phone  
I'm just a statistic on a bout sheet  
To the teachers I'm just another child  
To the IRS I'm just another file  
I'm just a correlation on the stat sheet

I feel like a number  
I feel like a number  
I'm not a number, I'm not a number

## Are there any disclaimers MatStats needs to let everyone know about their shows?

The Opinions Expressed on this show do not necessarily reflect any policies or opinions of the NWCA. Also, the MatStats guys do not always agree on all things discussed on their shows.

Episode  
16-3

- MatStats is a subsidiary of the NWCA but is a separate entity that voices its own opinions on its statistical analysis.
- MatStats three hosts, Gormley, Bryant, and Hazard are all equally responsible for all the good outcomes. Gormley for the bad feedback.
- Gormley writes the Power Points and selects the topics. Gormley uses the term MatStats often, but many times it is Gormley's opinion alone.
- Gormley does the stats work and then the three hosts & occasionally guests brainstorm about Gormley's findings and ideas.
- MatStats is designed to have educated thoughts and opinions to help the world's oldest and greatest sport.
- Wrestling is all about settling disagreements. The hosts are too old to settle these disagreements on the mat.
- Sometimes we agree, sometimes we disagree. It makes the world go round.

# Here is a brief primer on the NWCA Multi-Divisional Dual meet Championships.

Episode  
16-4

- Started in 1999 with 13 D1, 1 D2, 1D3, 1 NAIA teams.
- In 2001 expanded to have a multi-divisional national dual meet championships.
- This is an NWCA championship, not an NCAA Championship. The NCAA insist to have only one NCAA Championship team in each division.
- 2017 last time with D1 teams. There were 8 dual meets.
- Previously it followed the VA Duals and had a dual meet champion.
- Teams selected in April based on results and who is returning.
- Has been in December/January the last few years.
- Having it too close to the NCAA's is too risky with injuries for coaches and teams.
- Here is the link to follow the tournament - [2023 NWCA Multi-Division National Dual Meet Championships | NWCA \(nwcaonline.com\)](https://nwcaonline.com/2023-nwca-multi-division-national-dual-meet-championships)

# Opportunity, Inclusiveness, and Glory.

Episode  
16-5

- In a dual meet, it involves the whole team, they can feel apart of. In the current world, non-qualifiers usually do not attend
- An ideal world would have it later in season, but to maximize both the dual meet and individual tournaments, they should be spread out.
- Having a dual meet championship could help align the conferences differently. Like Jason Bryant suggested in Ep # 10 on 6/15/22.
- If we feature a dual meet NWCA National Champion, it will accentuate the dual meets. This is easier for the spectators to follow.
- It provides 6 teams the opportunity to bring home a national championship trophy.
- MatStats has offered their Margin of Victory scoring method that will be much easier for fans to follow in dual meets and tournaments.

Yes, the WIBN is having a job fair for wrestlers to help start their post college careers.

Episode  
16-6

- The NWCA Multi-Divisional Dual Meet Championships are more than just wrestling.
- There will be a Career fair to help wrestlers find jobs.
- There will be exhibit booths.
- This is sponsored by the WIBN.
- It will be in Louisville, KY on 1/6 & 1/7 at the KY Expo Center.
- If you can't be there, follow it online.

It is correlated, but MatStats believes it is not the cause of our growth, it is the result!

Episode  
16-7

- Correlation does not prove causality
- Sutton's law - The law is named after the bank robber Willie Sutton, who reputedly replied to a reporter's inquiry as to why he robbed banks by saying "because that's where the money is."
- Taught in med schools
- When you hear hoofbeats, think horses, not zebras.
- The MatStats Posse is not saying the sport is growing because of the NWCA Multi-Divisional Duals, but it sure seems the Multi-Divisional duals are a result of the growth of our sport.
- It is not the cause; it is the result. A great result for our sport.

How many teams are in the 2023 NWCA Multi-Divisional Dual Meet Championships?  
What divisions are they in?

There are 96 teams. They come from divisions in all 3 collegiate wrestling organizations. All Divisions except NCAA D1 Men are represented.

Episode  
16-8

- The current format of the NWCA Multi-Divisional Dual meet team championships are as follows -
  - 1) 16 NCAA Men's D2 teams.
  - 2) 24 NCAA Men's D3 teams.
  - 3) 16 NAIA Men's teams.
  - 4) 16 NCAA Women's teams.
  - 5) 16 NAIA Women's teams.
  - 6) 8 NCWA Men's teams.
- A total of 88 NCAA/NAIA teams and 8 NCWA teams.
- There are NO NCAA Men's D1 teams.



As of 12/9/22, how many total wrestling teams are at NCAA & NAIA 4-year colleges?  
How does this compare to the past?

There are 474 NCAA & NAIA total teams, this is the most ever. We are in the Camelot Days. Enjoy it!

Episode  
16-9

| Category     | Total Teams<br>12/9/22 | Most Ever<br>Total Teams | Years most<br>ever total<br>teams | Percentage of<br>Most Total<br>Teams Ever |
|--------------|------------------------|--------------------------|-----------------------------------|---|
| NCAA D1      | 85                     | 146                      | 1982                              | 58%                                       |
| NCAA D2      | 100                    | 100                      | 2023                              | 100%                                      |
| NCAA D3      | 168                    | 168                      | 2023                              | 100%                                      |
|              |                        |                          |                                   |   |
| NCAA         | 353                    | 363                      | 1982                              | 97%                                       |
|              |                        |                          |                                   |   |
| NAIA         | 121                    | 121                      | 2023                              | 100%                                      |
|              |                        |                          |                                   |   |
| <b>Total</b> | <b>474</b>             | <b>474</b>               | <b>2023</b>                       | <b>100%</b>                               |

How many men's teams are there in the NCAA's? How does this compare to the past?

As of 12/9/22, there are 273 Men's NCAA teams. On the D2 we are at a record. D3 is growing. D1 is where we are struggling.

Episode  
16-10

| Category     | Men's Teams 12/9/22 | Most Ever Men's Teams | Year Most Ever Men's Teams | Percentage of Most Men's Teams |
|--------------|---------------------|-----------------------|----------------------------|--------------------------------|
| NCAA D1      | 81                  | 146                   | 1982                       | 55%                            |
| NCAA D2      | 70                  | 70                    | 2023                       | 100%                           |
| NCAA D3      | 122                 | 149                   | 1982                       | 82%                            |
| NCAA D2 & D3 | 192                 | 219                   | 1982                       | 88%                            |
| Total NCAA   | 273                 | 363                   | 1982                       | 75%                            |

# What percentage of all the teams are NCAA D1 Men's teams?

Only **17%** of NCAA & NAIA 4-year college wrestling teams are NCAA D1 Men's teams.

Episode  
16-11

| Category              | Total Teams 12/9/22 | Percentage of All Teams |
|-----------------------|---------------------|-------------------------|
| NCAA D1 Men           | 81                  | <b>17%</b>              |
| NCAA D1 Women         | 4                   | <b>1%</b>               |
| NCAA D2 M+W           | 100                 | 21%                     |
| NCAA D3 M+W           | 168                 | 35%                     |
| NCAA M+W              | 353                 | 74%                     |
|                       |                     |                         |
| NAIA M+W              | 121                 | 26%                     |
|                       |                     |                         |
| Total w/o NCAA D1 Men | 393                 | <b>83%</b>              |
| Total 4 Year Colleges | 474                 | 100%                    |

How many announced women's wrestling teams are there at 4-year colleges as of 12/9/22?

As of 12/9/22, there are **124** announced women's teams at NCAA & NAIA 4-year colleges. That is **26%** of all wrestling teams.

Episode  
16-12

| Category 12/15/22 | Announced Men's Teams | Announced Women's Teams | Total Teams | Percentage Women's Teams |
|-------------------|-----------------------|-------------------------|-------------|--------------------------|
| NCAA D1           | 81                    | 4                       | 85          | 5%                       |
| NCAA D2           | 70                    | 30                      | 100         | 30%                      |
| NCAA D3           | 122                   | 46                      | 168         | 27%                      |
| Total NCAA        | 273                   | 80                      | 353         | 23%                      |
| NAIA              | 77                    | 44                      | 121         | 36%                      |
| Total 4 Year      | 350                   | 124                     | 474         | 26%                      |
| Total w/o D1      | 269                   | 120                     | 389         | 31%                      |

# How good are the teams at NWCA Multi-Division Nationals?

**80%** of the teams in the 2023 field are nationally ranked. The women's fields have **88% & 94%** ranked.

Episode  
16-13

| Category     | Number of Multi-National Teams | Ranked Teams in the Multi-Nationals | % Teams ranked | How Many Teams in the Polls |
|--------------|--------------------------------|-------------------------------------|----------------|-----------------------------|
| NCAA D2 M    | 16                             | 12                                  | 75%            | 25                          |
| NCAA D3 M    | 24                             | 16                                  | 67%            | 25                          |
| NAIA M       | 16                             | 13                                  | 81%            | 20                          |
|              |                                |                                     |                |                             |
| NCAA W       | 16                             | 14                                  | 88%            | 20                          |
| NAIA W       | 16                             | 15                                  | 94%            | 20                          |
|              |                                |                                     |                |                             |
| <b>Total</b> | <b>88</b>                      | <b>70</b>                           | <b>80%</b>     | <b>110</b>                  |

What percentage of the 88 teams at the NWCA Multi-Divisions have been added since 2001?

**62.5%** of the 88 teams in the 2023 field were added since 2001.

Episode  
16-14

| NWCA Multi Nationals Entries | Teams Added | All Divisions | NCAA D2 Men | NCAA D3 Men | NAIA Men   | NCAA Women | NAIA Women  | 2023       |
|------------------------------|-------------|---------------|-------------|-------------|------------|------------|-------------|------------|
| Year                         | Teams Added | % of Teams    | Year        | Teams Added | % of Teams | Year       | Teams Added | % of Teams |
| 2001                         | 4           | 4.55%         | 2010        | 0           | 0.00%      | 2019       | 6           | 6.82%      |
| 2002                         | 1           | 1.14%         | 2011        | 1           | 1.14%      | 2020       | 1           | 1.14%      |
| 2003                         | 0           | 0.00%         | 2012        | 1           | 1.14%      | 2021       | 0           | 0.00%      |
| 2004                         | 2           | 2.27%         | 2013        | 4           | 4.55%      | 2022       | 0           | 0.00%      |
| 2005                         | 1           | 1.14%         | 2014        | 6           | 6.82%      | Existing   | 33          | 37.50%     |
| 2006                         | 2           | 2.27%         | 2015        | 2           | 2.27%      | Added      | 55          | 62.50%     |
| 2007                         | 2           | 2.27%         | 2016        | 4           | 4.55%      | Total      | 88          | 100.00%    |
| 2008                         | 4           | 4.55%         | 2017        | 5           | 5.68%      |            |             |            |
| 2009                         | 2           | 2.27%         | 2018        | 7           | 7.95%      |            |             |            |

# How many NCAA D2 teams in the 2023 field have been added since 2001?

There are **31.25%** new teams in the NCAA D2 field.  
 The NCAA D2 has the most teams in total it has ever had on record (70).

Episode  
16-15

| NWCA | Multi       | National   | Team | Entries     | NCAA       | Men      | D2          | 2023       |
|------|-------------|------------|------|-------------|------------|----------|-------------|------------|
| Year | Teams Added | % of Teams | Year | Teams Added | % of Teams | Year     | Teams Added | % of Teams |
| 2001 | 1           | 6.25%      | 2010 | 0           | 0.00%      | 2019     | 0           | 0.00%      |
| 2002 | 1           | 6.25%      | 2011 | 0           | 0.00%      | 2020     | 0           | 0.00%      |
| 2003 | 0           | 0.00%      | 2012 | 0           | 0.00%      | 2021     | 0           | 0.00%      |
| 2004 | 1           | 6.25%      | 2013 | 0           | 0.00%      | 2022     | 0           | 0.00%      |
| 2005 | 0           | 0.00%      | 2014 | 0           | 0.00%      | Existing | 11          | 68.75%     |
| 2006 | 1           | 6.25%      | 2015 | 0           | 0.00%      | Added    | 5           | 31.25%     |
| 2007 | 0           | 0.00%      | 2016 | 0           | 0.00%      | Total    | 16          | 100.00%    |
| 2008 | 0           | 0.00%      | 2017 | 0           | 0.00%      |          |             |            |
| 2009 | 0           | 0.00%      | 2019 | 1           | 6.25%      |          |             |            |

How many NCAA D3 Men's teams in the 2023 field have been added since 2001?

Only **16.67%** of the NCAA D3 field has been added since 2001.

Episode  
16-16

| NWCA | Multi       | National   | Team | Entries     | NCAA       | Men      | D3          | 2023       |
|------|-------------|------------|------|-------------|------------|----------|-------------|------------|
| Year | Teams Added | % of Teams | Year | Teams Added | % of Teams | Year     | Teams Added | % of Teams |
| 2001 | 0           | 0.00%      | 2010 | 0           | 0.00%      | 2019     | 0           | 0.00%      |
| 2002 | 0           | 0.00%      | 2011 | 0           | 0.00%      | 2020     | 0           | 0.00%      |
| 2003 | 0           | 0.00%      | 2012 | 0           | 0.00%      | 2021     | 0           | 0.00%      |
| 2004 | 0           | 0.00%      | 2013 | 1           | 4.17%      | 2022     | 0           | 0.00%      |
| 2005 | 1           | 4.17%      | 2014 | 1           | 4.17%      | Existing | 20          | 83.33%     |
| 2006 | 0           | 0.00%      | 2015 | 0           | 0.00%      | Added    | 4           | 16.67%     |
| 2007 | 0           | 0.00%      | 2016 | 1           | 4.17%      | Total    | 24          | 100.00%    |
| 2008 | 0           | 0.00%      | 2017 | 0           | 0.00%      |          |             |            |
| 2009 | 0           | 0.00%      | 2018 | 0           | 0.00%      |          |             |            |



What percentage of the NAIA Men's field in 2023 have been added since 2001?

**87.5%** of all the teams in the NAIA Men's field have been added since 2001.

Episode  
16-17

| NWCA | Multi       | National   | Team | Entries     | NAIA       | Men      |             | 2023       |
|------|-------------|------------|------|-------------|------------|----------|-------------|------------|
| Year | Teams Added | % of Teams | Year | Teams Added | % of Teams | Year     | Teams Added | % of Teams |
| 2001 | 1           | 6.25%      | 2010 | 0           | 0.00%      | 2019     | 0           | 0.00%      |
| 2002 | 0           | 0.00%      | 2011 | 1           | 6.25%      | 2020     | 0           | 0.00%      |
| 2003 | 0           | 0.00%      | 2012 | 1           | 6.25%      | 2021     | 0           | 0.00%      |
| 2004 | 1           | 6.25%      | 2013 | 1           | 6.25%      | 2022     | 0           | 0.00%      |
| 2005 | 0           | 0.00%      | 2014 | 2           | 12.50%     | Existing | 2           | 12.50%     |
| 2006 | 1           | 6.25%      | 2015 | 1           | 6.25%      | Added    | 14          | 87.50%     |
| 2007 | 1           | 6.25%      | 2016 | 2           | 12.50%     | Total    | 16          | 100.00%    |
| 2008 | 2           | 12.50%     | 2017 | 0           | 0.00%      |          |             |            |
| 2009 | 0           | 0.00%      | 2018 | 0           | 0.00%      |          |             |            |

What percentage of NCAA Women's teams in the 2023 field have been added since 2001?

**100%** of the NCAA Women's teams have been added since 2001. **87.5%** since 2013.

Episode  
16-18

| NWCA | Multi       | National   | Team | Entries     | NCAA       | Women     |             | 2023       |
|------|-------------|------------|------|-------------|------------|-----------|-------------|------------|
| Year | Teams Added | % of Teams | Year | Teams Added | % of Teams | Year      | Teams Added | % of Teams |
| 2001 | 0           | 0.00%      | 2010 | 0           | 0.00%      | 2019      | 2           | 12.50%     |
| 2002 | 0           | 0.00%      | 2011 | 0           | 0.00%      | 2020      | 1           | 6.25%      |
| 2003 | 0           | 0.00%      | 2012 | 0           | 0.00%      | 2021      | 0           | 0.00%      |
| 2004 | 0           | 0.00%      | 2013 | 1           | 6.25%      | 2022      | 0           | 0.00%      |
| 2005 | 0           | 0.00%      | 2014 | 2           | 12.50%     | Existing  | 0           | 0.00%      |
| 2006 | 0           | 0.00%      | 2015 | 0           | 0.00%      | Added     | 16          | 100.00%    |
| 2007 | 0           | 0.00%      | 2016 | 0           | 0.00%      | Total     | 16          | 100.00%    |
| 2008 | 1           | 6.25%      | 2017 | 3           | 18.75%     | Since '13 | 14          | 87.5%      |
| 2009 | 1           | 6.25%      | 2018 | 5           | 31.25%     |           |             |            |

What percentage of NAIA women's teams in the 2023 field have been added since 2001?

**100%** of the NAIA Women's teams have been added since 2001. **87.5%** have been added since 2007.

Episode  
16-19

| NCAA | Multi       | National   | Team | Entries     | NAIA       | Women     |             | 2023       |
|------|-------------|------------|------|-------------|------------|-----------|-------------|------------|
| Year | Teams Added | % of Teams | Year | Teams Added | % of Teams | Year      | Teams Added | % of Teams |
| 2001 | 2           | 12.50%     | 2010 | 0           | 0.00%      | 2019      | 4           | 25.00%     |
| 2002 | 0           | 0.00%      | 2011 | 0           | 0.00%      | 2020      | 0           | 0.00%      |
| 2003 | 0           | 0.00%      | 2012 | 0           | 0.00%      | 2021      | 0           | 0.00%      |
| 2004 | 0           | 0.00%      | 2013 | 1           | 6.25%      | 2022      | 0           | 0.00%      |
| 2005 | 0           | 0.00%      | 2014 | 1           | 6.25%      | Existing  | 0           | 0.00%      |
| 2006 | 0           | 0.00%      | 2015 | 1           | 6.25%      | Added     | 16          | 100.00%    |
| 2007 | 1           | 6.25%      | 2016 | 1           | 6.25%      | Total     | 16          | 100.00%    |
| 2008 | 1           | 6.25%      | 2017 | 2           | 12.50%     | Since '07 | 14          | 87.5%      |
| 2009 | 1           | 6.25%      | 2018 | 1           | 6.25%      |           |             |            |

As of 12/9/2022, there are 219 NCWA wrestling teams (159 - Men, 60 - Women). There are 8 men's teams at the 2023 NCWA Multi-Divisional National Duals.

Episode  
16-20

- The NCWA is the third governing body for collegiate wrestling.
- MatStats did a show on the NCWA (Episode #9 5/18/22 - *Build It and The Will Come*).
- The Executive Director of the NCWA, Jim Giunta, was our guest on that show.
- The NCWA has 159 men's teams and 60 women's teams.
- There are 8 NCWA teams grappling for the NWCA national dual meet championship in Louisville on 1/6/23 & 1/7/23.
- The NCWA is part of the growth of wrestling. Keep up the great work Jim Giunta!!

How many total collegiate wrestling teams are there counting the NCWA?  
If we count the NCWA teams, what percentage of collegiate teams are NCAA Men's D1 teams?

The NCAA, NAIA, & NCWA have **693** Wrestling Teams. Only **11.69%** are NCAA D1 Teams.

Episode  
16-21

| Category   | Teams | Percent |
|--|-------|---------|
| NCAA Men's D1  | 81    | 11.69%  |
| NCAA D2 & D3 Men<br>NAIA Men & Women<br>NCWA Men & Women | 612   | 88.31%  |
| Total  | 693   | 100.00% |

# Wrestling needs women & the smaller schools. The NWCA has known this for years.

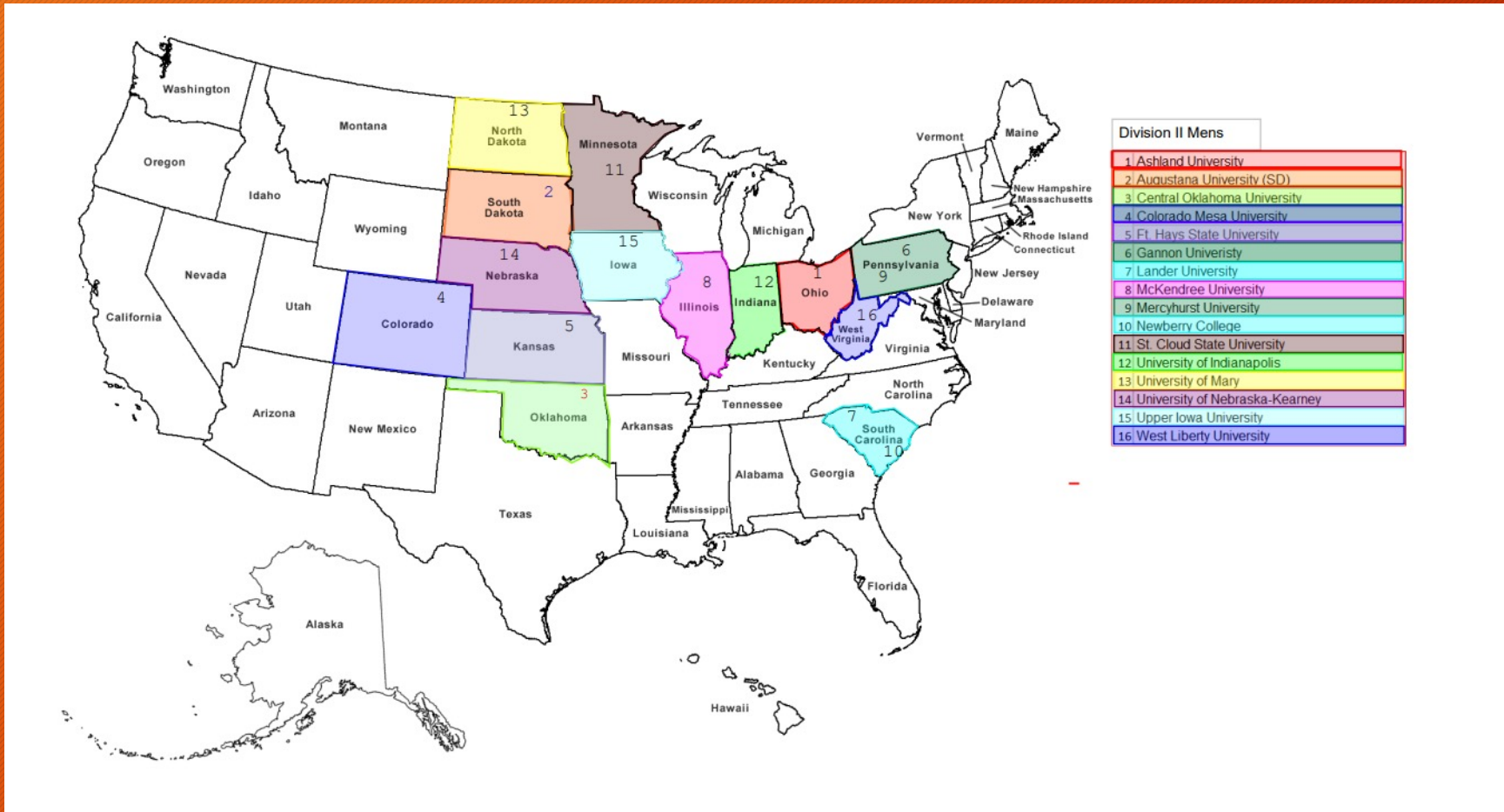
Episode  
16-22

- The NWCA Multi-Divisional National Dual Meet Championships have 96 teams from divisions other than the NCAA Men's D1.
- These divisions represent 88.31% of all collegiate wrestling teams.
- The growth of wrestling comes from these divisions.
- The NWCA has this tournament because that is where the teams are.
- The same reason Willie Sutton robbed banks.
- The NFL HOF has inductees from 94 schools that are not in the NCAA FBS/1A.
- Much like the NFL HOF and the NFL Draft, Mike Moyer & the NWCA staff see the big picture.
- What would the NFL be without Chuck Bednarik, Jerry Rice, Walter Payton, and so many others from small schools?
- Where would wrestling be without women and these smaller schools?

Can MatStats show the viewers maps of where the NCAA D2 men's teams come from?

Here is the map for Men's NCAA D2 teams in the NWCA 2023 Multi-Divisional Dual Meet Championships.

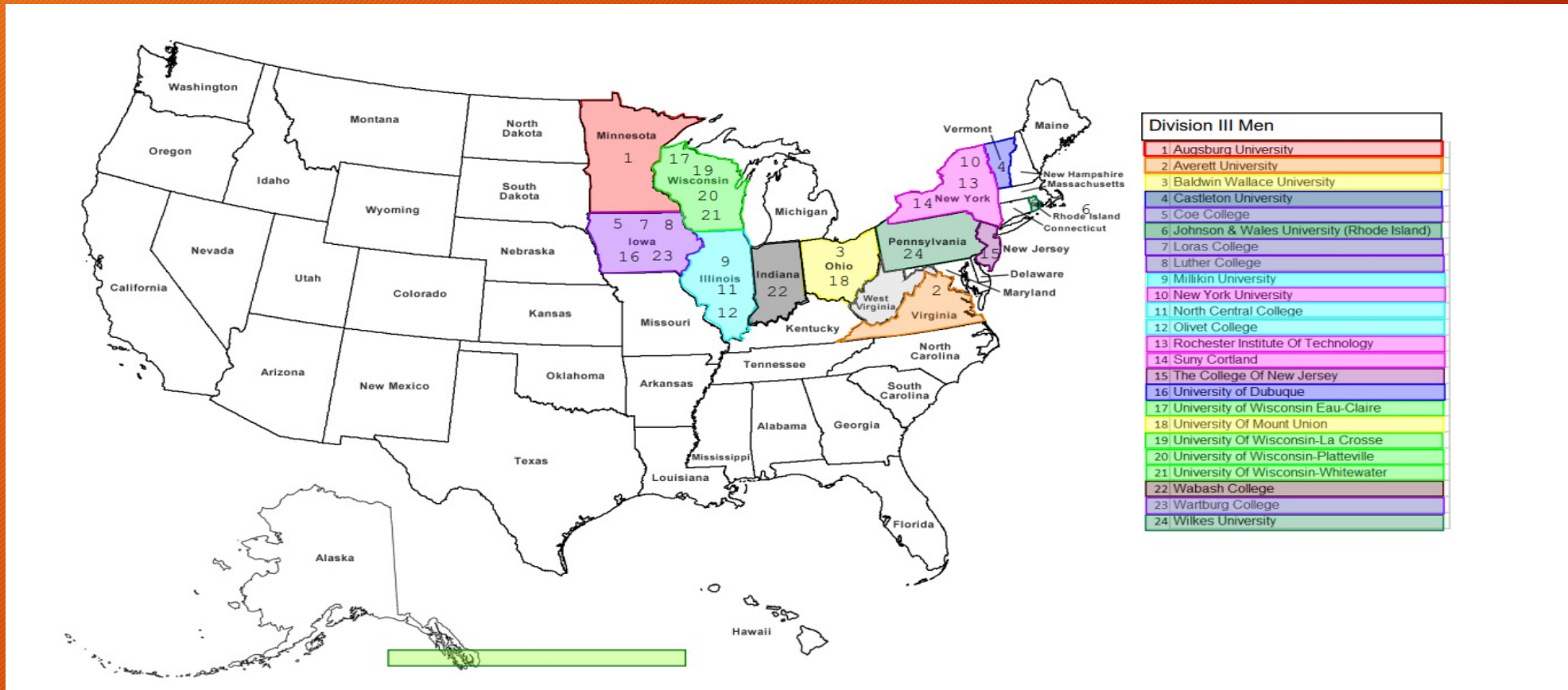
Episode  
16-23



Can MatStats show the viewers maps of where the NCAA D3 Men's teams come from?

# Here is the map for Men's NCAA D3 teams in the 2023 NWCA Multi-Divisional Dual Meet Championships.

Episode  
16-24

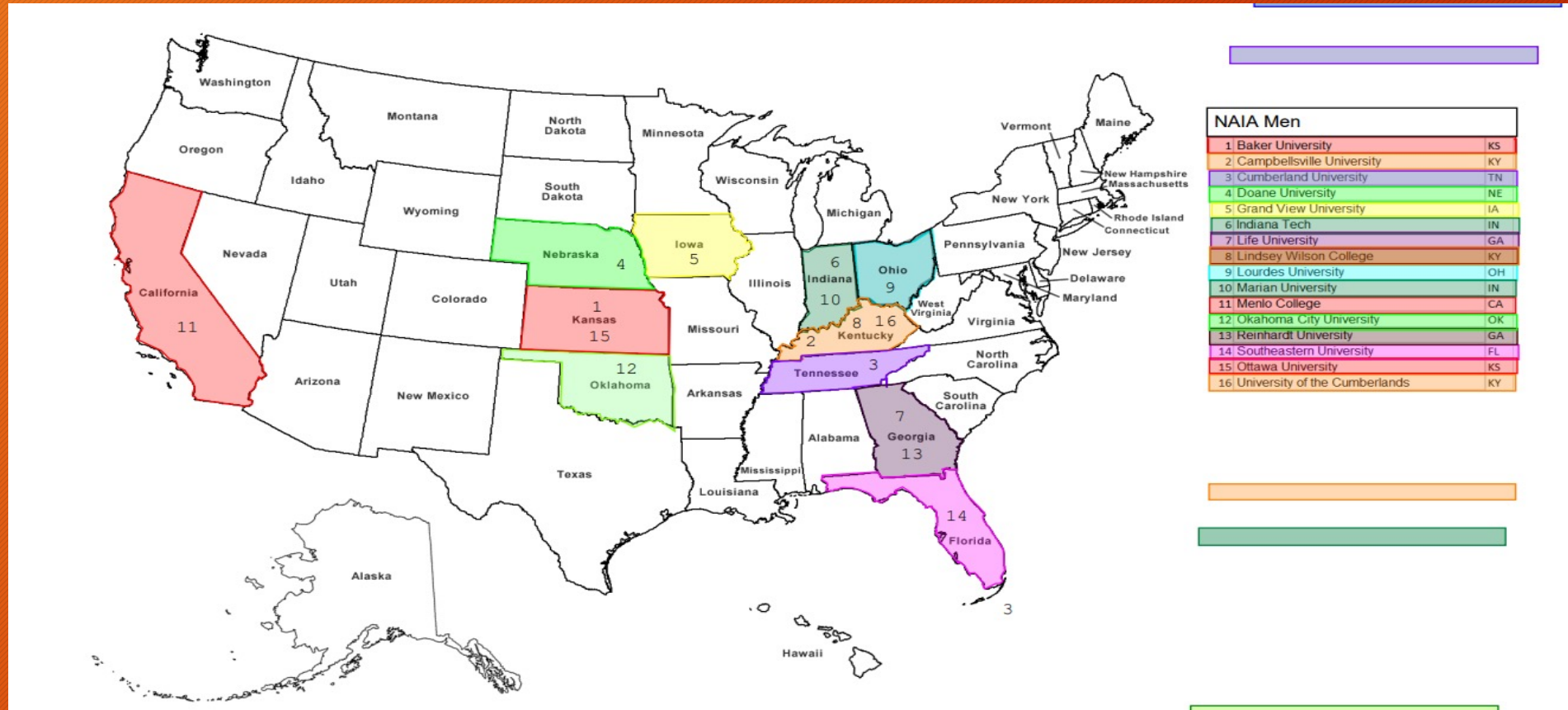




Can MatStats show the viewers maps of where the NAIA men's teams come from?

Here is the map for NAIA Men's teams in the 2023 NWCA Multi-Divisional Dual Meet Championships.

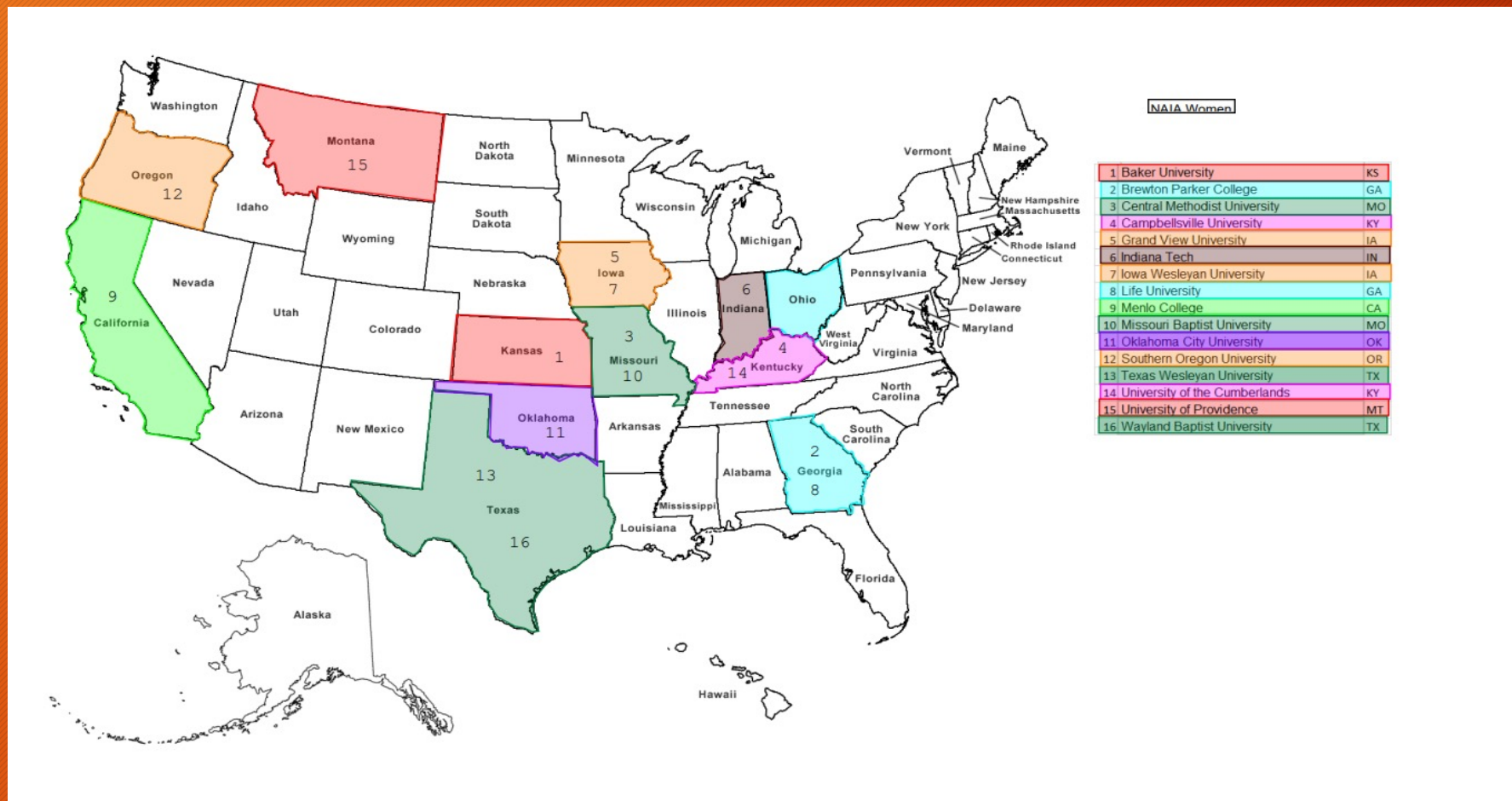
Episode  
16-25



Can MatStats show the viewers maps of where the NAIA Women's teams come from?

# Here is the map for NAIA Women's teams in the 2023 NWCA Multi-Divisional Dual Meet Championships.

Episode  
16-26



Can MatStats give the viewers a breakdown of what states the teams come from?

The 96 teams come from **32** states.  
This is a true national tournament.

Episode  
16-27

| Order | State | Teams | Order | State | Teams | Order        | State     | Teams     |
|-------|-------|-------|-------|-------|-------|--------------|-----------|-----------|
| 1     | IA    | 9     | 12    | MN    | 3     | 23           | CT        | 1         |
| 2     | IL    | 8     | 12    | NY    | 3     | 23           | MT        | 1         |
| 3     | OH    | 6     | 12    | OK    | 3     | 23           | NC        | 1         |
| 4     | GA    | 5     | 12    | TX    | 3     | 23           | ND        | 1         |
| 4     | IN    | 5     | 16    | FL    | 2     | 23           | NJ        | 1         |
| 4     | KY    | 5     | 16    | CA    | 2     | 23           | OR        | 1         |
| 4     | PA    | 5     | 16    | CO    | 2     | 23           | RI        | 1         |
| 4     | WI    | 5     | 16    | MI    | 2     | 23           | SD        | 1         |
| 9     | KS    | 4     | 16    | MO    | 2     | 23           | VT        | 1         |
| 9     | SC    | 4     | 16    | NE    | 2     | 23           | WV        | 1         |
| 9     | VA    | 4     | 16    | TN    | 2     | <b>Total</b> | <b>32</b> | <b>96</b> |

Note: Since we are talking about States - On the 3<sup>rd</sup> Saturday in October - Vols 52 Tide 49

# Episode 16 MatCliff's Notes #1

Episode  
16-28

- 1) There are 96 teams in 6 divisions in the 2023 NWCA Multi-Divisional Dual Meet Championship.
- 2) All divisions except NCAA Men's D1 are represented.
- 3) The growth of the sport is in women's and men's teams from smaller schools.
- 4) We now have 474 total teams in the NCAA & NAIA at 4-year schools. This is the most ever.
- 5) Only 17% of those programs are Men's NCAA D1 teams. If you count NCWA teams, it is 11%.

# Episode 16 MatCliff's Notes #2

Episode  
16-29

- 6) 26% of NCAA & NAIA programs are women's teams (124). That is 53% more than the number of Men's NCAA D1 teams (81).
- 7) 80% of the 88 teams in the 2023 NWCA Multi-Divisional Dual Meet National Championships are ranked.
- 8) 62.5% of these 88 teams were added since 2001. Thanks Mike, the NWCA staff and all that made this happen.
- 9) The 96 teams come from 32 different states.
- 10) We need to support this tournament and the women and men's smaller schools. We would not have wrestling without them.

What is the topic next month (Wednesday 1/18/23 3PM EST)?

# Conference Qualifiers

Episode  
16-30

- Tune In Next Month
  - Same Mat Time
  - Same Mat Channel
- Next month show is on the Conference Qualifiers.
- MatStats will explore the stats in the conference qualifiers as only MatStats can do.
- MatStats hopes to see everyone Wednesday 1/18/23 at 3PM EST.