

MatStats - The Moneyball of Wrestling

Episode #53



Wednesday March 25th, 2026

3PM EST

**Root Locally,
Support Nationally!**

**Episode
53-1**

The boys at MatStats recap the 8 NCAA, NAIA, & NCWA 2026 National Championships. The gang also dives into the states with teams at the Championships and shows college wrestling is truly a national sport for men & women.



In This Episode

Episode
53-2

Episode 53 - 4/15/26 -Root Locally, Support Nationally

Topic	Slide #		Topic	Slide #
Why we do this	3		NCAA Women's Champions by Division	43
Number of 4-year colleges	6		We Is College Wrestling a National Sport NCAA & NAIA	47
College Business Update	7		NCWA	55
Topic	15		Summary	59
Team Champions at 6 NCAA & NAIA	19		KevNotes	62
Best College Wrestling Schools NCAA & NAIA	28		Next Show	64

The MatStats Show is Here to Create a Library of Statistical Analysis for the NWCA.

Episode
53-3

- Mike Moyer, the Executive Director of the NWCA, approached the MatStats gang to create a library of statistical analysis for the NWCA.
- This is an effort to help grow the sport and educate the wrestlers, coaches, and fans.
- When MatStats was created in 2020 (book) and 2021 (monthly show), there was a serious need for statistical analysis.

Are there any disclaimers MatStats needs to let everyone know about their shows?

The Opinions Expressed on this show do not necessarily reflect any policies or opinions of the NWCA. Also, the MatStats guys do not always agree on all things discussed on their shows.

Episode
53-4

- MatStats is a subsidiary of the NWCA but is a separate entity that voices its own opinions on its statistical analysis.
 - MatStats three hosts, Gormley, Bryant, and Hazard are all equally responsible for all the good outcomes. Gormley for the bad feedback.
- Gormley writes the Power Points and selects the topics. Gormley uses the term MatStats often, but many times it is Gormley's opinion alone.
- Gormley does the stats work and then the three hosts & occasionally guests brainstorm about Gormley's findings and ideas.
 - MatStats is designed to have educated thoughts and opinions to help the world's oldest and greatest sport.
- Wrestling is all about settling disagreements. The hosts are too old to settle these disagreements on the mat.
- Sometimes we agree, sometimes we disagree. It makes the world go round.

MatStats is based on numbers, stats, and analyzation. It starts with facts not opinions.

- MatStats is a numbers show.
- Thus, the name MatStats. Not MatOpinions.
- Gorms was remiss not explaining this from the get-go. Gorms lives in a numbers world and is starting to get the feeling not everyone does lol.
- Feedback from the Tribe alumni during this show has made Gorms realize he needs to address this and try to educate people with numbers. Thank you, Dr. Powell, for one of your texts.

How many 4-year collegiate teams are there in the 3 wrestling organizations?

As of 3/24/26, there are more NCAA Men's teams than anytime since 1986-87, the most D2 Men's teams ever, & the most D3 Men's teams since 1984-85.

Episode
53-6

Category	Men	Women	Total
NCAA	290	128	418
NAIA	76	54	130
NCWA	125	81	206
Total 4-Year	491	263	754

Note - The NCWA number here does not include 9 trade/juco teams nor the 4 transitioning to the NCAA. It does include the 5 Puerto Rico schools. If we count Canada, we should count PR.

Updates “*On A Clear Day, You Can See College Athletics.*”

Episode
53-7

- Gorms, could you give us a quick update on some major events that we dealt with in our 3-part series, “*On A Clear Day, You Can See College Athletics.*”

The Governor of LA & the President of LSU need the dean of LSU's phone number.

Episode
53-8

- The way LSU is handling the financial part of the Athletic Department seems to be an MBA case study on what not to do.
- In the past few months, LSU has fired their head FB coach, head Men's Basketball coach, and AD which incurred huge buyouts.
- LA Governor said about their former AD in the Fall of 2025, "there's a number of bad contracts that seemed to have followed Scott Woodward"

What does the profit/losses look like the previous 2 years at LSU?

In the last 2 years LSU have a total profit in their Athletic Department of \$2.95M on \$443.7M of revenues.

Episode
53-9

LSU	REVENUE	EXPENSES	PROFIT	STUDENT FEE
2023-24	220.25M	221.10M	<0.85M>	0
2024-25	223.45M	219.65M	3.80M	0
2-Year Total	443.70M	440.75M	2.95M	0

How much are the new expenses LSU assumed since this school year began?

Gorms never learned in MBA school that when you have a 0.66% return on revenues over a 2-year period that you should drastically increase expenses.

Episode
53-10

BUYOUTS/REV SHARE	SPORT	COST
BRIAN KELLY	FB COACH	54M
MATT MCMAHON	BB COACH	8M
SCOTT WOODWARD	AD	6M
NCSU	BB COACH	4M
OLE MISS	FB COACH	3M
REV SHARE	RS	20.5M
TOTAL		95.5M

Reports on LSU Football NIL for 2026 are an Additional \$40M.

LSU fired McMahon on 3/27/26, if they waited till 4/1/26 the buyout would have decreased by \$1M. Shrewd.

How much does LSU have tied up in long term contracts with their 4 highest paid Head Coaches?

LSU has long term obligations for their 4 highest paid head coaches of \$176.45+M.

Episode
53-11

HEAD COACH	SPORT	CONTRACT
LANE KIFFIN	FB	91M
KIM MULKEY	WBB	32M
WILL WADE	MBB	30+M
JAY JOHNSON	BASE	23.45M
TOTAL		176.45+M

The new LSU head Men's Basketball Coach brings a lot of baggage with him.

Episode
53-12

- LSU fired Will Wade on 3/12/22 when he was under an FBI Investigation.
- They hired him back 3/27/26.
- Gorms must have been out of town coaching Tribe Wrestling and missed an MBA class that said it is a good move to hire someone back that was fired while under an FBI investigation that found they violated many NCAA rules.

Does Lane Kiffin have a good track record for staying at one place?

Lane Kiffin jumps around from Lily Pad to Lily Pad.


Episode
53-13

- From 2008 to 2025 (17 years), Kiffin was with 7 different teams.
- He does not have a good track record on staying at the same place for any length of time.
- One school that LSU does not need to worry about poaching Kiffin is Rocky Top.

Eventually you run out of someone else's money.

Episode
53-14

- LSU has 21 NCAA teams.
- What is the future like for these teams when they run out of someone else's money.
- Gorms would be happy to take the AD job when that arises. Gorms will feed Kiffin to Mike VII freeing up a boatload of money to start 2 wrestling teams.



LSU Live Tiger Mascot
Mike VII

Episode # 53 - Topic

Episode
53-15

- What is this month's topic?
- Why is it titled' "*Root Locally, Support Nationally*"?

What is the topic for Episode #53?

A recap of the 6 NCAA & NAIA National Championships and quick summary of the 2 NCWA Championships.

Episode
53-16

- MatStats reviews the 6 NCAA & NAIA National Championships from 2026.
- We dive into different statistical analysis from the tourneys.
- We also do a quick summary of the 2 NCWA Championships.
- The timing of the NCWA and our scheduled show prevented MatStats from shooting deeper into the NCWA.

Why is this Episode titled “*Root Locally, Support Nationally*”?

Root Locally, Support Nationally

Episode
53-17

- MatStats is a stats-based show. We wanted to take a different approach than most shows that concentrate on who won.
- Unless you are a wrestling fan that recently arrived from a distant galaxy, you are aware that PSU is really good, we didn't see the need to have a show that just said that.
- MatStats did a statistical analysis to show what states did the best.
- The states are what states the colleges are in, not where the wrestlers came from.
- As Gorms explained to the Tribe alumni in Cleveland, it didn't matter where you grew up all the W&M guys would count as VA people since W&M has been in VA since 1693. Although VA wasn't a state back then.

All collegiate wrestling is equally important to the growth of our sport!

Episode
53-18

- MatStats thinks it essential to stress the importance of collegiate wrestling at all levels.
- The world's oldest and greatest sport is a lot more than NCAA Men D1.
- In many ways this analysis treats all divisions as equal. They are all equal in the importance of the growth of the sport.

Team Champions for the 6 NCAA & NAIA 2026 National Championships.

Episode
53-19

- Gorms, Can you give the viewers a quick recap on who won the 6 NCAA & NAIA 2026 National Championships?
- Can you also denote what states these schools are in for the upcoming analysis?

Could MatStats list the 6 NCAA & NAIA National Championships in 2026.

There are 6 NCAA & NAIA National tournaments in 2026.

Episode
53-20

- In 2026, there were 6 National Championships in the NCAA & NAIA.
 - 1) NCAA Men D1
 - 2) NCAA Men D2
 - 3) NCAA Men D3
 - 4) NAIA Men
 - 5) NCAA Women
 - 6) NAIA Women

These 6 tournaments were used when MatStats analyzed the nationality of our sport.

NCWA had 2 National Championships in 2026.

Episode
53-21

- In 2026, the NCWA had 2 National Championships.
 - 1) NCWA Men
 - 2) NCWA Women

MatStats delayed the broadcast of this episode to include the NCWA, but timing prevented MatStats including the NCWA numbers in the state analysis.

Can MatStats provide the viewers with the top 10 teams at the 2026 NCAA Men's D1 Championships?

In case you haven't heard We Are Penn State is really, really good. Oklahoma State became the first team with 3 freshman champions.

Episode
53-22

RANK NCAA MEN D1 2026	SCHOOL	STATE	CHAMPS	AA	PTS
1	PENN STATE	PA	4	8	181.5
2	OKLAHOMA STATE	OK	3	8	131.0
3	NEBRASKA	NE	0	7	100.5
4	IOWA	IA	0	7	92.5
5	OHIO STATE	OH	0	5	84.5
6	STANFORD	CA	1	4	67.5
7	MICHIGAN	MI	0	5	66.0
8	IOWA STATE	IA	0	3	52.0
9	MINNESOTA	MN	1	3	48.5
10	NC STATE	NC	1	2	44.5

Can MatStats provide the viewers with the top 10 teams at the 2026 NCAA Men's D2 Championships?

Nebraska-Kearney won the 2026 NCAA Men's D2 Championships.

Episode
53-23

RANK NCAA MEN D2 2026	SCHOOL	STATE	CHAMPS	AA	PTS
1	NEBRASKA-KEARNEY	NE	1	6	83.0
2	WISCONSIN-PARKSIDE	WI	1	5	78.0
3	MCKENDREE	IL	2	5	76.5
4	CENTRAL OKLAHOMA	OK	1	4	76.0
5	LANDER	SC	1	5	64.5
6	ST CLOUD STATE	MN	0	5	61.0
7	GLENNVILLE STATE	WV	0	4	56.5
8	UMARY	ND	1	3	52.0
9	GANNON	PA	1	5	49.5
10	ADAMS STATE	CO	0	4	49.5

Can MatStats provide the viewers with the top 10 teams at the 2026 NCAA Men's D3 Championships?

**Wartburg (IA) won the 2026 NCAA D3 title.
Either Wartburg (IA) or Augsburg (MN) have won
every team title (or a share of it) since 1996.**

**Episode
53-24**

RANK NCAA MEN D3 2026	SCHOOL	STATE	CHAMPS	AA	PTS
1	WARTBURG	IA	2	7	110.0
2	UW-LA CROSSE	WI	1	5	68.0
3	AUGSBURG	MN	0	5	67.5
4	NYU	NY	1	4	65.5
5	TCNJ	NJ	2	3	58.5
6	ROANOKE	VA	0	4	57.0
7	BALDWIN WALLACE	OH	0	4	55.5
8	LORAS	IA	0	3	54.5
9	WILLIAMS	MA	1	3	45.5
10	CENTRAL	IA	1	2	37.5

Can MatStats provide the viewers with the top 10 teams at the 2026 NAIA Men's Championships?

Grand View (IA) won the 2026 NAIA Men's Championships. Life had 11 All Americans!

Episode
53-25

RANK NAIA MEN 2026	TEAM	STATE	CHAMPS	AA	PTS
1	GRAND VIEW	IA	4	9	192.5
2	LIFE	GA	1	11	166.0
3	OKLAHOMA CITY	OK	0	5	99.5
4	EMBRY-RIDDLE	AZ	2	4	89.5
5	DOANE	NE	1	4	80.5
6	SOUTHEASTERN	FL	0	4	79.5
7	SOUTHERN OREGON	OR	0	5	78.0
8	INDIANA TECH	IN	1	3	64.5
9	CAMPBELLSVILLE	KY	0	4	51.5
10	MARIAN	IN	0	2	47.0

McKendree (IL) won the inaugural NCAA Women's Championships in 2026.

Episode
53-26

RANK NCAA WOMEN 2026	SCHOOL	STATE	DIV	PTS
1	MCKENDREE	IL	2	171.0
2	IOWA	IA	1	166.0
3	NORTH CENTRAL	IL	3	123.5
4	GRAND VALLEY	MI	2	110.5
5	PRESBYTERIAN	SC	1	83.5
6	LEHIGH	PA	1	54.5
7	KING	TN	2	45.5
8	COLORADO MESA	CO	2	41.5
9	QUINCY	IL	2	41.0
10	EAST STROUDSBURG	PA	2	40.0

Life (GA) won the 2026 NAIA Women's Championship.

Episode
53-27

RANK NAIA WOMEN 2026	SCHOOL	STATE	CHAMPS	AA	PTS
1	LIFE	GA	1	8	169
2	WILLIAM PENN	IA	4	7	158.5
3	GRAND VIEW	IA	0	8	145.5
4	PROVIDENCE	MT	1	6	101
5	WAYLAND BAPTIST	TX	1	3	90.5
6	SOUTH OREGON	OR	1	4	88
7	INDIANA TECH	IN	0	5	81.5
8	LINDSEY WILSON	KY	0	5	76
9	OTTAWA	KS	0	6	68
10	TEXAS WESLEYAN	TX	0	3	55

Best Wrestling schools in NCAA & NAIA

Episode
53-28

- It would be interesting to combine the men & women teams to see which schools are the best.
- Can we see some data to show our viewers?

If you combine men & women what schools have the best wrestling?

Let's combine the men & women's teams at NCAA & NAIA to see what schools are best at wrestling.

Episode
53-29

- It has been clear for a long time that PSU has supplanted Iowa as the King of Men's D1 wrestling.
- For decades Wartburg and Augsburg have dominated NCAA Men's D3.
- But are these three schools the best wrestling schools when you combine men & women?

College Sports a bigger than the CFP & March Madness. Wrestling is a lot bigger than NCAA Men's D1.

Episode
53-30

- MatStats believes it is a myopic view to just base ideas on Men's D1 Wrestling to show a school or states dominance.
- The argument that oh well this school had an advantage because they have a men's and women's teams is not being accepted as a real argument.
- MatStats feels all schools should have 2 wrestling teams.
- MatStats also believes that college sports is a lot more than the CFP and March Madness.

Can MatStats provide a table showing data for the 6 NCAA & NAIA Championships?

The 6 NCAA & NAIA Championships show how wide the wrestling footprint is across the USA (and even Canada).

**Episode
53-31**

CATEGORY	TEAMS @ THE CHAMPIONSHIPS	STATES	TEAMS W/CHAMPS	TEAMS W/AA'S	QUALIFIERS
NCAA D1 MEN	70	32	5	31	330
NCAA D2 MEN	49	25	9	31	180
NCAA D3 MEN	68	18	8	40	210
NAIA MEN	62	22	6	32	320
NCAA WOMEN	54	24	6	27	180
NAIA WOMEN	36	18	7	25	210
TOTAL	339	46	41	186	1430

Can MatStats show the viewers how the different championships have different total team points?

Not all Championships have the same number of total points. It is positively correlated with the number of competitors.

Episode
53-32

CATEGORY	TOTAL PTS
NCAA MEN'S D1	1446.5
NCAA MEN'S D2	1070.0
NCAA MEN'S D3	1280.5
NAIA MEN	1583.0
NCAA WOMEN	1272.0
NAIA WOMEN	1481.0

Methodology explained

Episode
53-33

- As you see in the table with total team points scored at the 6 NCAA & NAIA National Championships in 2026, the total combined points are biased towards men. That is a function of more qualifiers and more men's teams.
- However, all school could have two teams and then it would make the number of teams equal. If this happens there theoretically be an equal number of qualifiers for each sex.
- See the NCAA Basketball tourneys for this.

What NCAA D1 school scored the most team points at the championships when you combine men & women?

Iowa had more NCAA team points (258.5) than any school in D1 or any NCAA level.

Episode
53-34

RANK	NCAA D1	PTS	TEAMS
1	IOWA	258.5	2
2	PENN STATE	181.5	1
3	OKLAHOMA STATE	131.0	1
4	NEBRASKA	100.5	1
5	OHIO STATE	92.5	1

What NCAA D2 school had more NCAA team points at the championships when you combine men & women?

McKendree had more NCAA team points (176.0) than any NCAA D2 school.

Episode
53-35

RANK	NCAA D2	PTS	TEAMS
1	MCKENDREE (IL)	176.0	2
2	GRAND VALLEY STATE (MI)	149.5	2
3	NEBRASKA-KEARNEY	83.0	1
4	WISCONSIN-PARKSIDE	78.0	1
5	CENTRAL OKLAHOMA	76.0	1

What NCAA D3 school had more team points at the championships when you combine men & women?

Episode
53-36

North Central (IL) had more NCAA team points (156.5) than any NCAA D3 school.

RANK	NCAA D3	PTS	TEAMS
1	NORTH CENTRAL (IL)	156.5	2
2	WARTBURG (IA)	149.5	2
3	WISCONSIN-LA CROSSE	68.0	1
4	AUGSBURG	67.5	1
5	NYU	65.5	1

What school had the most NAIA team points when you combine men & women?

Grand View had more NAIA team points (338) than any NAIA school. This is also more than any NCAA team had.

Episode
53-37

RANK	NAIA	PTS	TEAMS
1	GRAND VIEW	338	2
2	LIFE	335	2
3	WILLIAM PENN	160	2
4	INDIANA TECH	146	2
5	PROVIDENCE	140	2

What NCAA school had the most champions and All Americans when you add men & women?

McKendree (IL) had more NCAA champions & All Americans than any other NCAA school.

Episode
53-38

NCAA SCHOOL	MEN & WOMEN CHAMPS	MEN & WOMEN ALL AMERICANS
MCKENDREE	5	15

What NAIA school had the most NAIA Champions when you combine Men and Women?

Grand View (IA) & William Penn (IA) both had 4 NAIA Champions combined Men + Women.

Episode
53-39

NAIA SCHOOL	MEN + WOMEN CHAMPS
GRAND VIEW (IA)	4
WILLIAM PENN (IA)	4

Ironically, Grand View had 4 men's champs and William Penn had 4 women's champs.

What NAIA school had the most All Americans when you combine men & women?

Life (GA) had 19 NAIA All Americans. More than any NCAA or NAIA school.

Episode
53-40

NAIA SCHOOL	MEN & WOMEN ALL AMERICANS
LIFE (GA)	19

Life had 11 NAIA Men's All Americans. Yes, you can have 12 team entries in NAIA.

What school scored the most team points in all the 6 NCAA & NAIA Championships in 2026?

Grand View (IA) scored more team points (338) than any school at the 2026 NCAA & NAIA Championships. Life (GA) is a close 2nd with 335.

Episode
53-41

- It is a hard concept when you compare different times and different divisions and different sexes, but it does not change the statistical facts.
- Grand View (IA) an NAIA school score more team points than any other school when you combine men & women.
- Didn't we just hear this argument constantly when Caitlin Clark passed the Pistol in 2024.
- And when Barry Bonds took the MLB career HR lead.

Can MatStats show us a table to help explain the Clark & Maravich debate?

Just because John Pierce scored more points than “Pistol Pete” doesn’t mean he was a better college basketball player.

Episode
53-42

Name	College	Org	Played	Years	3 Pt	Points
John Pierce	Lipscomb	NAIA M	1990-94	4	Y	4,230
Travis Grant	Kentucky State	NCAA M D2	1969-72	3	N	4,045
Grace Beyer	UHPS	NAIA W	2019-24	5	Y	3,961
Caitlin Clark	Iowa	NCAA W D1	2020-24	4	Y	3,951
Pete Maravich	LSU	NCAA M D1	1967-70	3	N	3,667

2026 NCAA Women Championships by Normal School Division.

Episode
53-43

- Gorms in our February 2026 show and in past shows, we discussed that all NCAA Divisions compete in the same tourney at the 2026 NCAA Women's Championships.
- Can you show us some stats on how the 3 Divisions they schools are normally in compare in champions, AAs, & team points?

Overall, what NCAA division did best at the 2026 women's championships?

D1 did best in points/team, but D2 scored the most team points at the 2026 NCAA Women's Championships.

Episode
53-44

NCAA DIVISION	NUMBER TEAMS	% TEAMS	PTS	% PTS	PTS/TEAM
1	6	11%	344.0	27%	57.3
2	23	43%	613.0	48%	26.7
3	25	46%	315.0	25%	12.6
TOTAL	54	100%	1272.0	100%	23.6

In the 2026 NCAA Women's Championships, D2 had the most Champions & All Americans.

**Episode
53-45**

NCAA WOMEN CHAMPIONS RANK	DIV	CHAMPS	ALL AMERICAN RANK	DIV	AAs
1	D2	5	1	D2	38
2	D1	4	2	D1	21
3	D3	1	2	D3	21

NCAA Women's Wrestling is a new sport, don't read too much into what Divisions have the most champs, AAs, & team points in 2026.

Episode
53-46

- The above chart is biased since D2 and D3 have so many more teams at Nationals than D1, but this does not change the fact that D2 led in Champions and AAs.
- Hopefully, one day many more D1 schools will add, and we will have 3 Women's NCAA Championships, and we will not need to worry about this issue.
- Before the Lady Vols dominated NCAA Women's Basketball, Immaculata College won 3 straight AIAW National Titles (1972-74).

Is Collegiate Wrestling a National Sport?

Episode
53-47

- Gorms, can you give us some stats and analysis of how widespread our sport is in the NCAA & NAIA through the USA?
- It would be great to see if our sport is a factor throughout the country.

Can MatStats provide a table showing data for the 6 NCAA & NAIA Championships?

The 6 NCAA & NAIA Championships show how wide the wrestling footprint is across the USA (and even Canada).

**Episode
53-48**

CATEGORY	TEAMS @ THE CHAMPIONSHIPS	STATES	TEAMS W/CHAMPS	TEAMS W/AA'S	QUALIFIERS
NCAA D1 MEN	70	32	5	31	330
NCAA D2 MEN	49	25	9	31	180
NCAA D3 MEN	68	18	8	40	210
NAIA MEN	62	22	6	32	320
NCAA WOMEN	54	24	6	27	180
NAIA WOMEN	36	18	7	25	210
TOTAL	339	46	41	186	1430

How many states were represented at the 6 NCAA & NAIA Championships?

46 States (including DC & British Columbia) had a team at the 2026 NCAA or NAIA Championships.

Episode
53-49

**STATES THAT DIDN'T HAVE A TEAM
AT NCAA OR NAIA CHAMPIONSHIPS**

AK

HI

ID

LA

MS

NV

Note - ID, LA & NV have teams
at the 2026 NCWA
Championships.

Can MatStats provide a list of the states rank in the number of teams at the NCAA & NAIA Championships?

There are 339 teams from 46 states (including DC & BC) and PA has the most teams (39).

Episode
53-50

RANK	STATE	TEAMS	RANK	STATE	TEAMS	RANK	STATE	TEAMS
1	PA	39	17	GA	7	31	VT	3
2	IA	26	18	MD	6	31	NH	3
3	IL	17	18	CA	6	31	FL	3
3	OH	17	18	MN	6	31	MT	3
5	NY	16	18	ND	6	37	RI	2
5	MO	16	18	OR	6	37	WA	2
7	MI	15	23	OK	5	39	DC	1
8	NC	13	23	WV	5	39	UT	1
8	NE	13	23	CT	5	39	WY	1
10	KS	11	26	AZ	4	39	AL	1
11	KY	10	26	SC	4	39	NM	1
11	WI	10	26	SD	4	39	ME	1
13	VA	9	26	TN	4	39	BC	1
13	NJ	9	26	TX	4	39	DE	1
15	CO	8	31	AR	3			
15	IN	8	31	MA	3			
						TOTAL	46 STATES	339 TEAMS

Can MatStats provide the viewers with a table on all the individual champions at NCAA & NAIA Championships in 2026 by State from where the colleges are located?

24 States had national champions at the 2026 NCAA & NAIA Championships. The State of Iowa led the way with 14.

Episode
53-51

RANK	STATE	CHAMPS	RANK	STATE	CHAMPS	RANK	STATE	CHAMPS
1	IA	14	12	KY	1	25	UT	0
2	IL	8	12	MA	1	25	WV	0
3	PA	6	12	MN	1	25	WY	0
4	OK	4	12	OR	1	25	AL	0
5	NE	3	12	SC	1	25	NM	0
6	NY	2	12	SD	1	25	CT	0
6	NJ	2	12	MT	1	25	VT	0
6	AZ	2	12	TX	1	25	ME	0
6	ND	2	25	VA	0	25	NH	0
6	WI	2	25	MD	0	25	BC	0
6	GA	2	25	OH	0	25	DE	0
12	NC	1	25	AR	0	25	FL	0
12	MI	1	25	DC	0	25	WA	0
12	CA	1	25	MO	0	25	KS	0
12	CO	1	25	RI	0			
12	IN	1	25	TN	0			
						TOTAL	24 STATES	W/CHAMPS

Can MatStats provide the viewers with a table on all the All Americans at NCAA & NAIA Championships in 2026 by State from where the colleges are located?

41 States had All Americans at the 2026 NCAA & NAIA Championships. The state of IA led the way with 65.

Episode
53-52

RANK	STATE	AA	RANK	STATE	AA	RANK	STATE	AA
1	IA	65	17	SC	11	33	SD	3
2	PA	37	18	NY	9	33	WY	3
3	IL	33	18	WV	9	33	WA	3
4	NE	28	20	AZ	8	36	RI	2
5	GA	22	20	MT	8	36	BC	2
6	MI	20	22	VA	7	38	AR	1
7	OK	19	22	NJ	7	38	DC	1
8	MO	17	22	TN	7	38	NM	1
9	IN	16	22	TX	7	38	ME	1
9	WI	16	26	ND	6	42	UT	0
11	OH	15	26	CT	6	42	AL	0
11	MN	15	26	FL	6	42	VT	0
13	KY	14	29	NC	5	42	NH	0
14	KS	13	29	CA	5	42	DE	0
15	CO	12	31	MD	4			
15	OR	12	31	MA	4	TOTAL	41 STATES	W/ AAs

Can MatStats provide the viewers with a table on all the team Points scored at NCAA & NAIA Championships in 2026 by State from where the colleges are located?

45 States scored team points at the 2026 NCAA & NAIA Championships. The State of IA led the way with 1,175.5 team points.

Episode
53-53

RANK	STATE	PTS	RANK	STATE	PTS	RANK	STATE	PTS
1	IA	1175.5	17	TX	167.5	33	SD	46.5
2	PA	633.5	18	AZ	162.0	34	WA	44.0
3	IL	585.5	19	CO	156.0	35	WY	38.0
4	NE	446.5	20	MT	152.5	36	BC	37.5
5	GA	388.0	21	SC	150.0	37	RI	26.5
6	OK	352.5	22	NJ	138.5	38	AR	17.5
7	MI	295.0	23	WV	133.0	39	DC	17.0
8	IN	293.5	24	VA	124.5	40	ME	16.0
9	KY	274.5	25	ND	124.0	41	NH	12.0
10	MO	259.0	26	FL	113.0	42	VT	10.5
11	OH	238.5	27	NC	97.0	43	DE	8.5
12	OR	217.0	28	CA	86.5	44	NM	7.5
13	WI	214.5	29	TN	84.0	45	UT	7.0
14	KS	210.0	30	MA	73.5	46	AL	0.0
15	MN	201.0	31	CT	71.0			
16	NY	176.0	32	MD	51.0	TOTAL	45 STATES	W/ PTS

TN has 84 Pts and AL has 0.

If the Vols can outscore the 2 teams from AL that visit Rocky Top in October, it will be a perfect world.

Gorms will be happy with 2 wins.

2026 NCWA National Championships

Episode
53-55

- We were under time constraints to include the NCWA in all the above analysis, but we would be remiss if we did not include a recap of the 2026 NCWA Men & Women Championships.
- Can you let the viewers know what schools won and how many total states were included in the 8 (when including the 2 NCWA) National Championships.

Who won the team title at the 2026 Men's NCWA Championships?

Menlo (CA) won the NCWA Men's team title. It is their team transitioning from NAIA to NCAA.

Episode
53-56

RANK	NCWA MEN 2026	POINTS
1	MENLO - NCAA (CA)	235.5
2	LIFE	196.0
3	TARLETON STATE (TX)	164.0
4	APPRENTICE SCHOOL (VA)	128.0
5	LIBERTY (VA)	121.5
6	JAMESTOWN - NCAA (ND)	102.5
7	FERRUM - NCAA (VA)	101.5
8	CENTRAL FLORIDA	84.0
9	IOWA STATE	78.5
10	UTAH TECH	78.0

Note - Menlo also had an NCWA men's team that Placed 11th.

Who won the team title at the 2026 Women's NCWA Championships?

Tarleton State (TX) won the 2026 NCWA Women's Team Championships.

Episode
53-57

RANK	NCWA WOMEN 2026	POINTS
1	TARLETON STATE (TX)	215.0
2	MENLO (CA)	145.0
3	UTAH TECH	129.0
4	OTTAWA - AZ	127.0
5	CENTRAL FLORIDA	119.5
6	UNLV	109.0
7	WASHINGTON STATE	101.5
8	APPRENTICE SCHOOL (VA)	75.0
9	TREASURE VALLEY CC (OR)	72.5
10	FRESNO STATE (CA)	47.5

When you add NCAA, NAIA, and NCWA team points, what school had the most?

Life (GA) scored 531 team points when you add their NCWA points to their NAIA points. That is almost 3X what PSU scored (181.5) at Men's D1.

Episode
53-58

- MatStats has talked about Life University's wrestling teams previously on their shows.
- The college President, Brian McAulay, and Athletic Director, Jamye Pendergast, do an unbelievable job for college wrestling.
- Life has 718 undergrads and over 600 are athletes (plus club teams).
- Life is a case study on what to do. LSU is a case study on what not to do.

Summary

Episode
53-59

- Gorms, can you give us a quick summary of the big question, has college wrestling become a national sport and a sport for all people?

Is College wrestling a national support?

College Wrestling is a National Sport For all People.

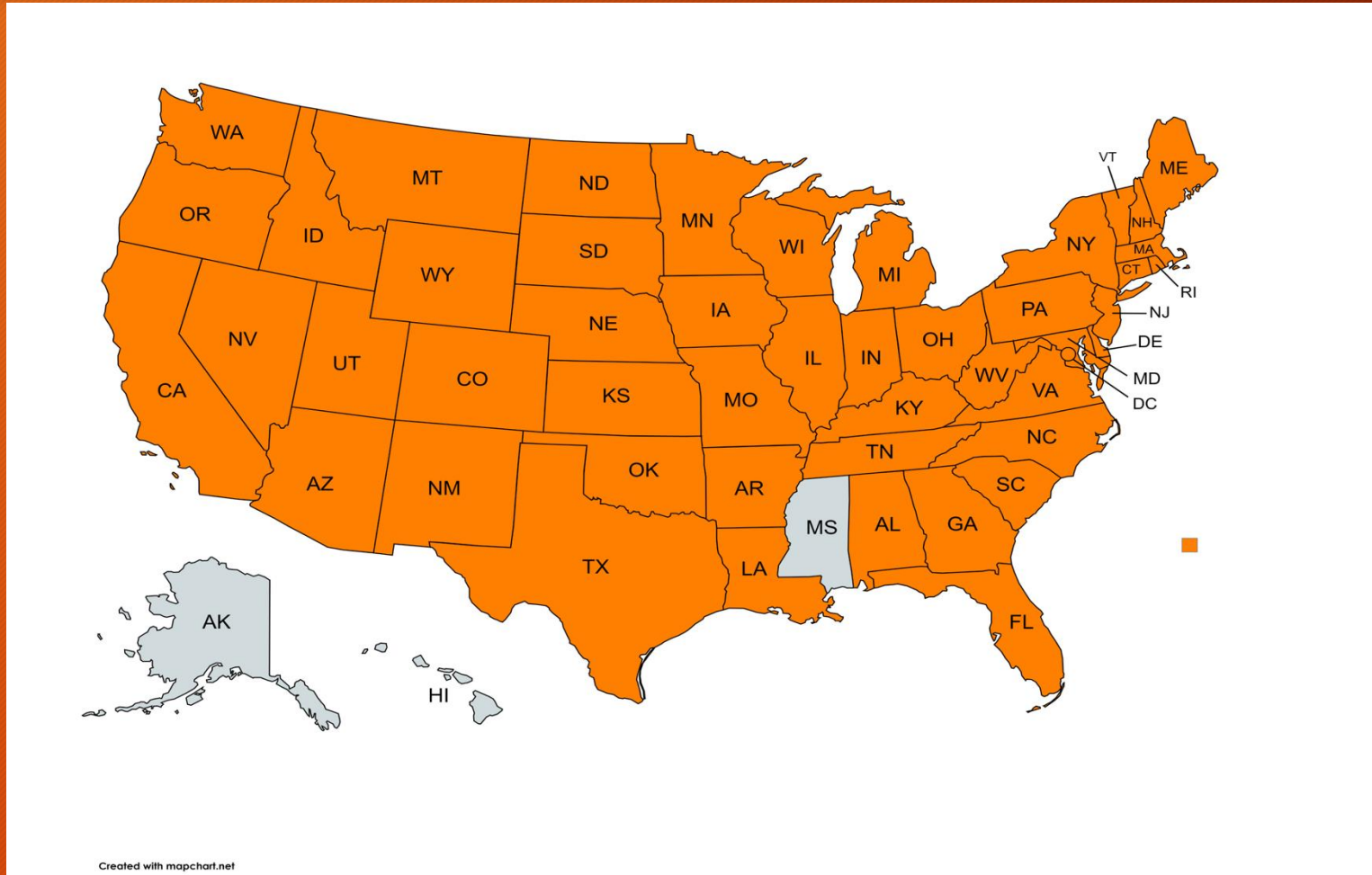
Episode
53-60

- A picture is worth a thousand words. See map on next slide.
- 47 States (plus DC & BC) were at the NCAA, NAIA, & NCWA 8 national Championships. The long travel from AK & HI are true impediments, but MS borders LA where the NCWA Championships were held.
- We had 5 Men's & 3 Women's National Championships.
- We have 3 National Organizations - NCAA, NAIA, & NCWA.

Can MatStats show the viewers a map of how widespread collegiate wrestling is in 2026?

Episode
53-61

A picture is worth a thousand words!



Can MatStats give the viewers their Kev's Notes to review what we just learned on this show?

Episode 53 Kev's Notes #1

Episode
53-62

- 1) As of 3/24/26, there are 754 College Wrestling teams in the 3 Divisions - NCAA, NAIA, & NCWA.
- 2) 53-9 & 13 College Athletic Departments continue to throw money away like drunken sailors. LSU is a prime offender.
- 3) 53-18 College Wrestling is much more encompassing than Men's NCAA D1. There are 8 different national championships between the NCAA, NAIA, & NCWA.
 - 4) 53-31 In the NCAA & NAIA there were 339 teams at the national championships, representing 44 states + DC & BC and 186 teams had AA's.
- 5) 53-34 If you combine men and women, Iowa dominated D1 with 258.5 points, PSU 2nd with 181.5

Can MatStats give the viewers their Kev's Notes to review what we just learned on this show?

Episode 53 Kev's Notes #2

Episode
53-63

- 6) 53-41 If you combine all 6 NCAA & NAIA Championships, NAIA school Grand View (IA) scored the most team points with 338. (there is a strong connection showing here of having 2 teams.
- 7) 53-46 D1 teams scored the most points at NCAA Women's Championships with 5 champs. In the upcoming years this could change as more D1 teams start.
 - 8) 53-56&57 Menlo won the men's NCWA and Tarleton St (TX) won the women's.
 - 9) 53-60 College wrestling is truly a national sport. 47 states + DC & BC were represented. MS only state in the contiguous USA not represented.
- 10) 53-50-53 The state of Iowa had the most team points, Champs, & Aas in the 6 NCAA & NAIA Championships. PA had the most teams.

What is the topic next month (Wednesday 4/15/26 3PM EST)?

The next episode analyses the new 3-point TD rule over the last 6 NCAA Men's D1 Championships.

**Episode
53-64**

- **Tune In Next Month**
 - **Same Mat Time**
 - **Same Mat Channel**
- **MatStats has analyzed the new 3-point TD rule previously in 2024 & 2025. We now have 6 years of stats and analysis. Three years with the 2-point TD (2021-23) and 3 years of the 3-point TD (2024-26) at the NCAA Men's D1 Championships. We have 3,720 matches of data. That is a big enough window to see clearly the results.**